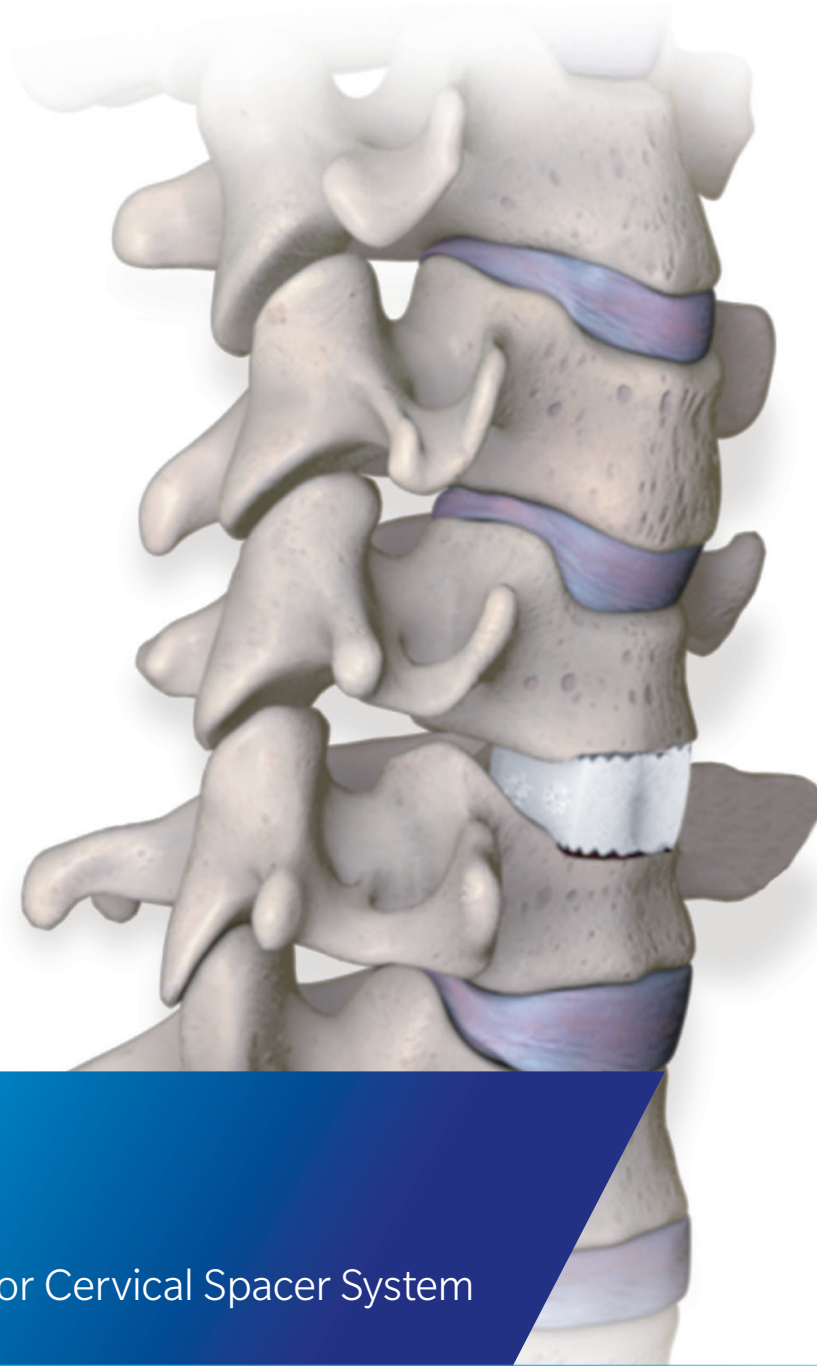




ZIMMER BIOMET

Your progress. Our promise.®



Cervical Solutions

Trinnect®

Hydrated Anterior Cervical Spacer System

Trinnect Cervical Allograft Spacers are pre-hydrated in Preservon® technology to provide safety, strength and performance.


Integrity

Trinnect allograft precision-machined cervical spacers are packaged using Preservon[®], a glycerol-based preservation technology. Preservon allows the spacers to be stored in a fully hydrated state at ambient temperature, eliminating lengthy thawing and rehydration times.

- Load-bearing cortical edges provide structural integrity while the large cancellous center allows for osteointegration
- Ready for use in under 30 seconds without the need for rehydration

Trinnect Allograft Spacers

- Composed of two pieces of cortical bone for structural integrity and dense cancellous bone for integration
- 14.5 x 11.5mm footprint with 5–12mm heights in 1mm increments
- Machined with horizontal ridges to provide expulsion resistance
- 7° of lordosis to closely approximate the curvature of the cervical spine



Preservon Allograft Bio-Implant Preservation Technology

How does it work?

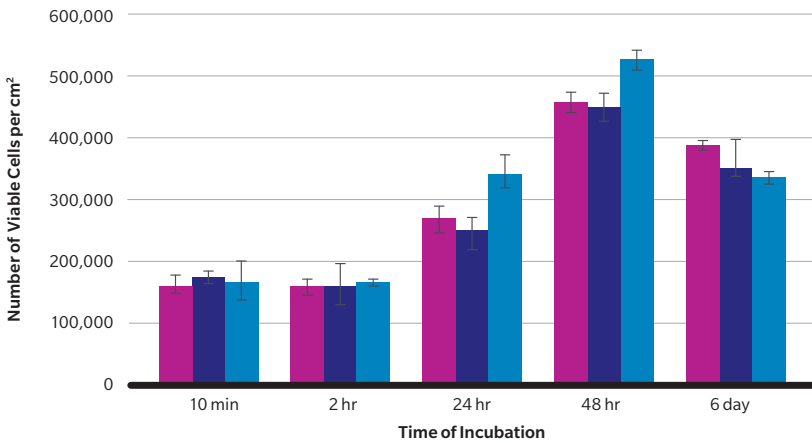
Glycerol, the active ingredient in Preservon, acts as a humectant, maintaining the moisture within the allograft, while providing a bacteriostatic environment.

These properties allow ambient temperature storage of the allograft without decay. Widely used as a food additive, glycerol has been used since 1991 as a carrier in commercially available osteobiologics products to enhance handling characteristics.

TRINNECT ALLOGRAFT SPACERS

Testing conducted by both LifeNet Health® and independent sources, (including biomechanical, biocompatibility and osteoconductivity analyses), have found the safety and performance of Preservon-treated preserved allograft bio-implants to be comparable to those that are frozen or freeze-dried.¹

In Vitro Cytotoxicity of Preservon Cortical Cubes

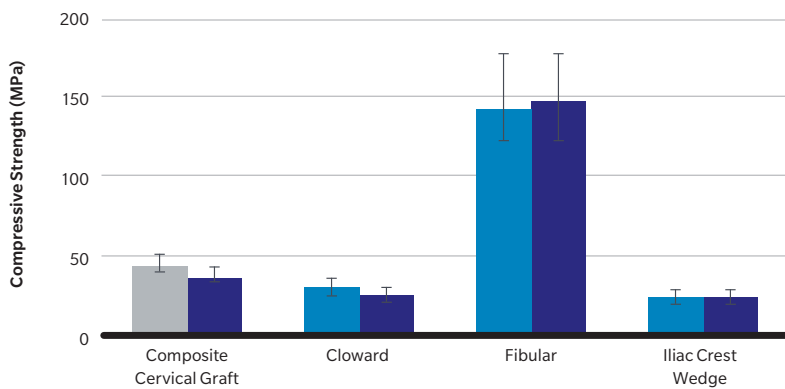


Preserved Safety

To confirm the safety and non-toxic response of Preservon-treated allograft bio-implants, several biocompatibility tests were performed.

No significant biocompatibility differences were observed between Preservon and conventional preservation methods.¹

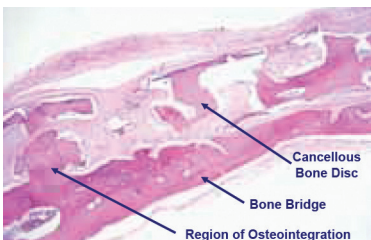
Average Compressive Strength



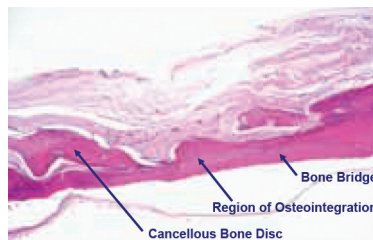
Biomechanical Strength

To determine the biomechanical properties of various Preservon-treated allograft bio-implants, compressive strength was evaluated and compared to freeze-dried and frozen bio-implants.

No significant differences were found in compressive strengths of allograft types tested between Preservon and frozen or freeze-dried bio-implants.¹



Freeze-dried Cancellous Bone Disc (control)
40x magnification; 6 weeks post-implantation



Preservon-treated Cancellous Bone Disc
40x magnification; 6 weeks post-implantation

Osteoconductive Performance

A rat calvarial defect model was utilized to assess the osteoconductivity of Preservon-treated allograft bio-implants versus conventional preservation methods.

No differences in osteoconductivity were found between Preservon-treated allograft bio-implants and conventionally preserved allograft bio-implants.¹

Trinnect Hydrated Anterior Cervical Spacer System

Integrity and Integration

- Two pieces of cortical bone form the lateral aspects of the spacer for structural integrity; cancellous bone in the center facilitates integration

Safety, Strength and Performance

- Preservon allograft bio-implant preservation technology retains mechanical strength by eliminating potential brittleness associated with freeze drying
- Confirmed safety and non-toxic response
- Comparable compressive strength and osteoconductivity vs. frozen and freeze-dried bio-implants
- Ready to use in less than 30 seconds without hydration, reducing costly OR time

References

1. Independent sources include the Virginia Commonwealth University Medical Center and the American Association of Mechanical Engineers. Data on file at LifeNet Health, Virginia Beach, VA.



800.447.3625 / zimmerbiomet.com

©2018 Zimmer Biomet Spine, Inc. All rights reserved.

Please see the package insert for a complete listing of the indications, contraindications, precautions, warnings, adverse effects, and patient counseling information. Rx Only. Results may vary. Not all patients are candidates for this product and/or procedure.

All content herein is protected by copyright, trademarks and other intellectual property rights owned by or licensed to Zimmer Biomet Spine, Inc. or one of its affiliates unless otherwise indicated, and must not be redistributed, duplicated or disclosed, in whole or in part, without the express written consent of Zimmer Biomet Spine. This material is intended for health care professionals and the Zimmer Biomet Spine sales force. Distribution to any other recipient is prohibited.

Preservon® is a registered trademark of LifeNet Health.

1073.1-US-en-REV0218