

# AmnioRepair<sup>®</sup> Allograft



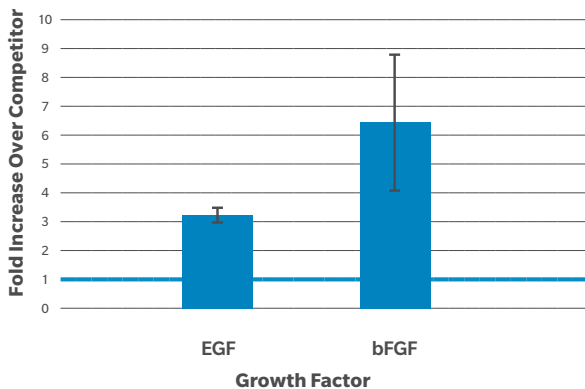
**Amnion Side**



**Chorion Side**

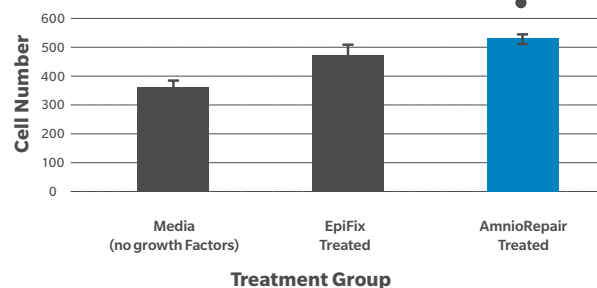
AmnioRepair Allograft is a lyophilized placental membrane allograft that is aseptically processed to preserve the native extracellular matrix and endogenous proteins. AmnioRepair is indicated for use as a biological barrier or wound cover. AmnioRepair is a Human Cellular and Tissue Based Product (HCT/P) per 21 CFR Part 1271. Each allograft is restricted to homologous use for use in procedures on a single occasion by a licensed physician or surgeon.

### Growth Factor Level Comparison AmnioRepair vs. EpiFix<sup>®</sup>



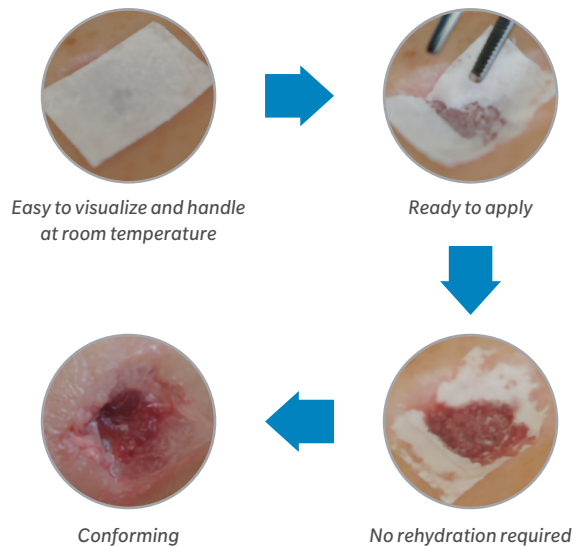
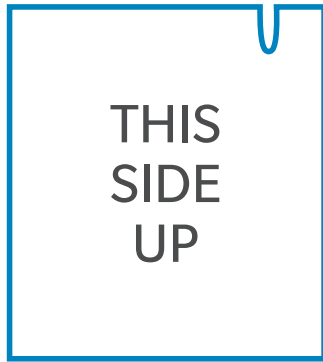
AmnioRepair contains 3 times more Epidermal growth factor (EGF) and 6 times more basic fibroblast growth factor (bFGF) than a competitive allograft.<sup>1</sup>

### Fibroblast Migration



AmnioRepair treated cells migrated in significantly greater numbers than the control group.<sup>1</sup>

AmnioRepair use a proprietary freeze-drying solution during lyophilization, which preserves key growth factors.<sup>1</sup>



AmnioRepair has 2 distinct sides: an epithelial side and a stromal side. The epithelial side is smooth while the stromal side is dull. In addition, the graft has a 2-3 mm vertical orientation guide slit that when in the upper right corner, the epithelial side is facing upward.

- Apply the graft with the epithelial side facing up and the stromal side directly against the wound bed. Trim or push excess graft into the wound as necessary.
- Cover the treated wound with a sterile non-adherent dressing followed by sterile saline moistened gauze to fill but not pack the wound.

### Adverse Effects & Reporting

- Potential adverse effects that may result from placement of AmnioRepair® include but are not limited to wound or systemic infection, seroma, dehiscence, hypersensitivity, allergic or other immune response, sloughing or failure of the graft and disease transmission.
- AmnioRepair is processed using sodium chloride solution, povidone iodine, Dulbecco's phosphate buffered saline, sodium chloride irrigation solution, anticoagulant acid citrate dextrose-formula A, glycerol, mannitol and trehalose and trace amounts of these solutions may be present in the product.
- Any adverse effect should be reported immediately to Zimmer Biomet at 800-348-9500.

### Ordering Information

00561800416	AMNIOREPAIR 16MM DISC
00561800422	AMNIOREPAIR 2X2 CM
00561800423	AMNIOREPAIR 2X3 CM
00561800424	AMNIOREPAIR 2X4 CM

00561800433	AMNIOREPAIR 3X3 CM
00561800444	AMNIOREPAIR 4X4CM
00561800446	AMNIOREPAIR 4X6 CM

Contact your Zimmer Biomet representative or visit us at [www.zimmerbiomet.com](http://www.zimmerbiomet.com)

#### Reference

1. Data on file at Aziyo Biologics, Inc.

**Distributor**  
Zimmer Inc.  
1800 W. Center St.  
Warsaw, IN 46580

**Legal Manufacturer**  
Aziyo Biologics, Inc.  
880 Harbour Way S, Suite 100  
Richmond, CA 94804  
Phone: 800-922-3100

[www.zimmerbiomet.com](http://www.zimmerbiomet.com)

EpiFix is a trademark of MiMedx Group, Inc.

All content herein is protected by copyright, trademarks and other intellectual property rights, as applicable, owned by or licensed to Zimmer Biomet or its affiliates unless otherwise indicated, and must not be redistributed, duplicated or disclosed, in whole or in part, without the express written consent of Zimmer Biomet. ©2020 Zimmer Biomet.

This material is intended for health care professionals. Distribution to any other recipient is prohibited.

For indications, contraindications, warnings, precautions, potential adverse effects and patient counseling information, see the package insert or contact your local representative; visit [www.zimmerbiomet.com](http://www.zimmerbiomet.com) for additional product information. ©2020 Zimmer Biomet

