

What fascinates you about the body is also what drives us. That's why we're always pushing the boundaries of engineering to make products that help you keep the human form as glorious as it was intended. To learn more about our breadth of products, call 800-874-7711 or visit us online at biometmicrofixation.com. We'd love to join you in a conversation about the future.

BIOMET®
MICROFIXATION
Anticipate. Innovate.™

For more information on RapidFlap™ SpinDown, please contact us at:

GLOBAL HEADQUARTERS

1520 Tradeport Drive • Jacksonville, FL 32218-2480
Tel (904) 741-4400 • Toll-Free (800) 874-7711 • Fax (904) 741-4500 • Order Fax (904) 741-3059
www.biometmicrofixation.com

EUROPE

Toermalijnring 600 • 3316 LC Dordrecht • The Netherlands
Tel +31 78 629 29 10 • Fax 31 78 629 29 12
e-mail: europa@biomet.com

As the manufacturer of this device, Biomet Microfixation does not practice medicine and does not recommend this product or surgical technique for use on a specific patient. The surgeon who performs any implant procedure must determine the appropriate device and surgical procedure for each individual patient. Devices shown in this brochure may not be cleared or licensed for use or sale in your individual country. Please contact your local distributors for information regarding availability of this product. Information contained in this brochure is intended for surgeon or distributor information only and is not intended for patient distribution. All surgeries carry risks. For additional information, please see package insert, or visit our web site at www.biometmicrofixation.com or call 1-800-874-7711. RapidFlap™ is a trademark of Biomet Microfixation.

Lorenz® Plating System Neuro

RapidFlap™ SpinDown



A horizontal bar containing various icons representing different components of the Lorenz plating system, including screws, washers, and plates. On the right side of the bar, the BIOMET logo is displayed above the text "MICROFIXATION" and "Anticipate. Innovate.™".

An Easy-To-Use Cranial-Fixation System That Requires No Instrumentation.

Anticipation and innovation. These two qualities have made Biomet Microfixation an industry leader. Founded by Walter Lorenz more than thirty years ago, Biomet Microfixation offers instrumentation, plating systems and related products for a wide range of surgical procedures.

Biomet Microfixation is proud to offer the RapidFlap SpinDown cranial-flap fixation system. The system provides a simplified approach to cranial fixation, significantly reducing surgical time while increasing flap closure. For complete information, we invite you to contact us or visit www.biometmicrofixation.com today.

RapidFlap™ SpinDown Advantages

- Placed by hand, eliminating the need for application instruments
- Allows clamps to be placed in minutes, which can result in significant O.R. cost savings
- Creates secure, firm fixation, holding the bone flap from both sides to provide enhanced stability
- Two-sided pressure creates exceptional strength where it's needed most

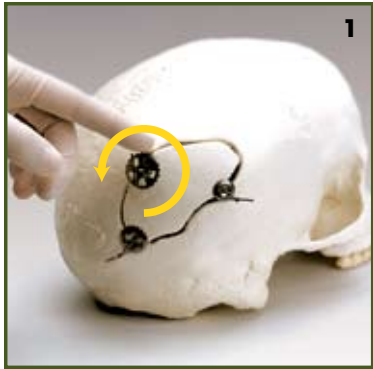


Clamp Features

- Provides maximum cranial-flap fixation, reducing potential for flap depression or protrusion
- Smaller craniotomy line clamp and larger burr hole clamp are available for a variety of flap-fixation needs
- Inner clamp plate is engineered without teeth for atraumatic closure



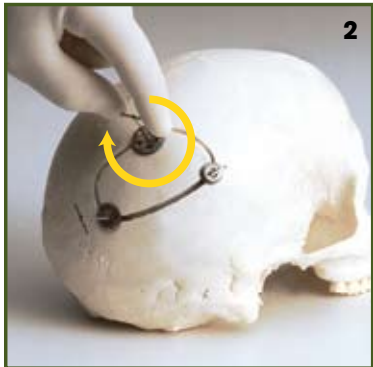
Interpretation of MRI/CT results are not adversely affected by artifact due to the clamps' composition (Ti-6Al-4V titanium alloy).



Three Easy Steps To Fixation

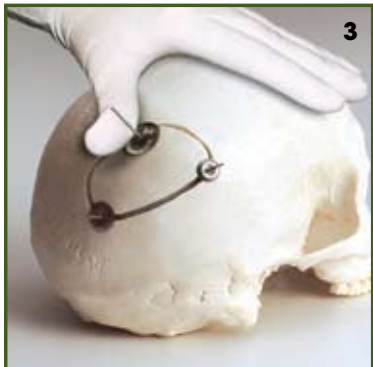
Step 1:

Place at least three RapidFlap SpinDown clamps around the craniotomy site and return the bone flap to the original position. To tighten the clamps, rotate the upper disc counter-clockwise until the disc contacts the bone. Perform on all clamps.



Step 2:

Rotate the "T" applicator handle clockwise until it shears off at the post. Perform this on all clamps.



Step 3:

Remove the excess post by firmly pushing your thumb against the base of the post. Then roll your thumb over the post until it shears. The post will shear, leaving a low-profile finish.

The post may also be removed with the RapidFlap SpinDown Post Cutters. To ensure a low-profile cut, hold the post cutter perpendicular to the cranium. Repeat until all the remaining posts are removed.



In the event re-entry is necessary, the Removal Forceps can be used to remove the RapidFlap SpinDown clamp.

System Components



RapidFlap SpinDown
12mm
Craniotomy Line Clamp*
75-1020



RapidFlap SpinDown
16mm
Burr Hole Clamp*
75-1030



RapidFlap SpinDown
20mm
Large Burr Hole Clamp*
75-1040



RapidFlap SpinDown Post Cutter
75-1011



Removal Forceps
75-1013



RapidFlap SpinDown Instrument Container
(instruments and clamps not included)
15-1051

*All RapidFlap SpinDown clamps are packed sterile and contain four patient identification labels. When ordering twelve or more clamps, a dispenser box will accompany the order.

BIOMET[®]
MICROFIXATION
Anticipate. Innovate.™