




Trabecular Metal™ Acetabular Revision System Cup-Cage Construct

Surgical Technique



The Best Thing Next to Bone™

Trabecular Metal Acetabular Revision System Cup-Cage Construct Surgical Technique

developed in conjunction with

Neil Bergman, FRACS

Heidelberg, Vic Australia

Stephen Bubb, MD

Kansas City, MO

Daniel Estok, MD

Boston, MA

Allan Gross, MD

Toronto, ON Canada

David Lewallen, MD

Rochester, MN

Wayne Paprosky, MD

Chicago, IL

Steven H. Weeden, MD

Fort Worth, TX

Table of Contents

Supplementing Stability, Recreating Mobility	2
Cup-Cage Construct Surgical Technique	3
Exposure and Acetabular Assessment	3
Prepare the Acetabulum	3
Implant the Revision Shell	3
Prepare Ischial Notch for Inferior Flange	4
Shaping the Cage	4
Implant the Cage	5
Insert the Acetabular Liner	6
Order Information	7



Supplementing Stability, Recreating Mobility

- The *Trabecular Metal Acetabular Revision System Cage* is used in situations where the *Trabecular Metal Revision Shell*, with or without augmentation, does not provide adequate stability.
- Initial stability provided by the cage combines with excellent potential for bone ingrowth and long-term stability offered by the *Trabecular Metal Revision Shell*.
- The Cup-Cage construct is created by implanting the cage into the *Trabecular Metal Revision Shell* and cementing the *Longevity® Highly Crosslinked Polyethylene Liner* into the Cup-Cage construct.
- Cementing the three components creates a single construct and eliminates concerns of micromotion.
- The cage spans acetabular defects and pelvic discontinuities to provide mechanical stability of the Cup-Cage construct until biological ingrowth occurs within the *Trabecular Metal Revision Shell*.
- Modularity of the system offers intraoperative sizing and positioning flexibility to maximize options for various patient anatomies.
- Dome holes in the cage allow optimal screw fixation through the Revision Shell into viable host bone.
- The superior flange is available in two different lengths (long-10 holes, and short-5 holes) to meet a wide range of anatomical needs.
- The inferior flange is designed to be spiked into the ischium.
- Flanges can be shaped to fit individual patient anatomy.
- Commercially Pure Titanium material provides excellent strength and biocompatibility.



Cup-Cage Construct Surgical Technique

The decision to use the *Trabecular Metal* Acetabular Revision System Cage to create a Cup-Cage construct is made after the *Trabecular Metal* Revision Shell, with or without augmentation, has been implanted and it is determined that there is not adequate stability for the acetabular reconstruction. A cage is then cemented into the revision shell to supplement the immediate stability until biological fixation of the *Trabecular Metal* Revision Shell can occur.

Exposure and Acetabular Assessment

Expose the acetabulum. Carefully assess any acetabular bone defects, noting the location, extent, and defect type (Fig. 1). Also assess the quality and location of the host bone that remains for support of the acetabular reconstruction.

Determine which *Trabecular Metal* components will be used to reconstruct the acetabulum. If a *Trabecular Metal* Restrictor is to be used, it should be placed before the other components.

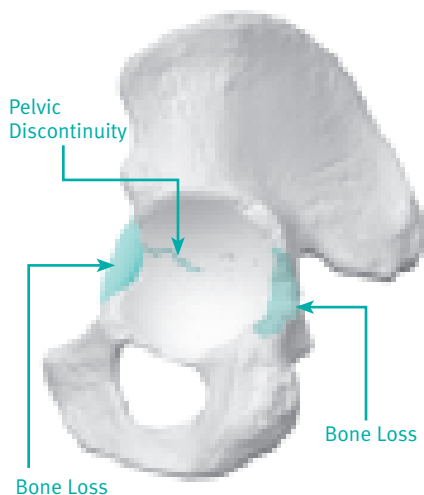


Fig. 1

Prepare the Acetabulum

Use morselized bone and structural graft as needed to reconstruct the acetabulum. Use ball impactors and/or reverse reaming to impact the bone graft. Identify the hip center and use the acetabular reamers to size and shape the acetabulum for the *Trabecular Metal* Revision Shell (Fig. 2). The diameter of the last reamer used to shape the acetabulum will match the labeled diameter of the *Trabecular Metal* Revision Shell. The amount of press fit used should be determined at the time of surgery and be based upon bone quality.



Fig. 2

Implant the Revision Shell

Impact the shell into the prepared acetabulum, ensuring that the cluster of holes is positioned posterosuperiorly or where the best host bone contact can be achieved. Use a depth gauge through the screw holes to assess the contact between the acetabular cup and the host bone (Fig. 3). Then drill the screw holes and insert 6.5mm HGP II cancellous screws. Bicortical screw fixation is not necessary.



Fig. 3

Note: Do not overtighten the screws.

Optional: Bone wax covering unused screw holes can prevent cement extrusion through the holes and potential interference with bone ingrowth into the *Trabecular Metal* Revision Shell. Additionally, covering screw heads may aid in screw removal if future revision surgery is needed.

With the *Trabecular Metal* Revision Shell and/or other *Trabecular Metal* components in place, assess the stability of the construct within the acetabulum. When additional stability is needed, the *Trabecular Metal* Acetabular System Cage can be used to provide initial stability until biological ingrowth within the *Trabecular Metal* material provides long-term stability (Fig. 4).



Fig. 4

Prepare Ischial Notch for Inferior Flange

Palpate the posterior rim of the acetabulum from superior to inferior to identify the ischium. Drill a small hole and use a depth gauge to confirm that the ischium has been located (Fig. 5). The depth gauge should indicate at least 2.5cm of bone. Drill additional holes to confirm the proper orientation, ensuring that the location is surrounded by adequate bone stock.

Hold a small osteotome (or bent chisel) in line with the ischium and initiate a slot in the bone to accept the inferior flange of the cage (Fig. 6).

Note: By inserting the inferior flange into the ischium via the prepared notch, the sciatic nerve is protected. The inferior flange should not be fixed on the surface of the ischium.

Insert the inferior flange of the cage into the slot and use the flange to complete preparation of the ischial notch.

Note: If it is pre-determined that a Cup-Cage construct is needed to provide stability prior to the implantation of the Revision Shell, preparation of the ischial notch can be performed before the Revision Shell is inserted.

Shaping the Cage

Contour the cage to obtain proper flange shape and fit using plate benders (Fig. 7). The superior flanges are usually bent towards the ilium and the inferior flange is bent to accommodate the curve of the ischium.

Fig. 5



Fig. 6



Fig. 7



WARNING: Avoid reverse or repeated bending of the titanium implant as this may weaken or break the flange. When bending the cage, care should be taken to avoid marring or damaging the implant.

It is important to completely contour the implant before inserting screws so the cage will not be displaced when the screws are tightened (Fig. 8).

Implant the Cage

Once the desired shape of the cage has been achieved, insert the inferior flange into the ischial notch (Fig. 9). Use a spiked ball-pusher if necessary to fully seat the cage (Fig. 10).

Next, position the superior flange against the lateral portion of the ilium. Then impact the dome of the cage. It is not necessary for the cage to bottom out in the shell.



Fig. 8

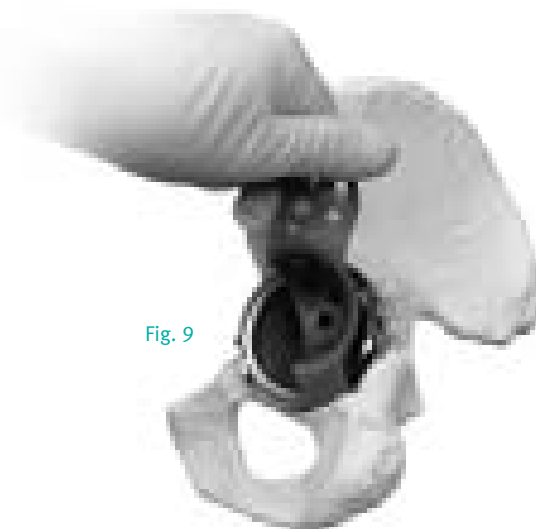


Fig. 9

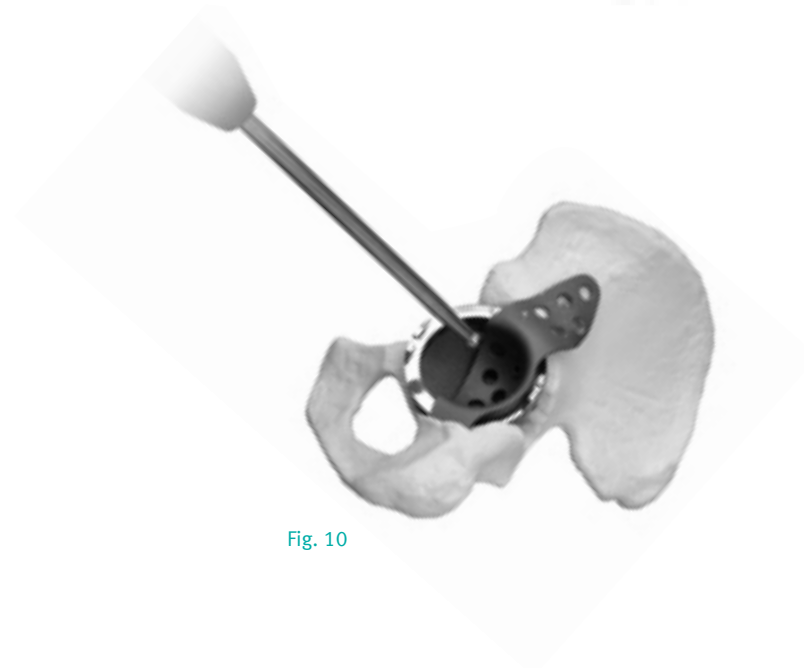


Fig. 10

For additional stabilization, HGP II screws may be inserted through the existing holes in the dome and into the *Trabecular Metal Shell* (Fig. 11). Once the cage is in the proper position, insert screws (*Trilogy* or HGP II bone screws) through the holes in the superior flange of the cage (Fig. 12).

Insert the Acetabular Liner

Apply doughy *Palacos*^{®*} bone cement into the dome of the cage (Fig. 13). Finger pack to assure that cement passes through the holes in the cage to fill gaps between the cage and the acetabular shell. Then insert the *Longevity Highly Crosslinked Polyethylene Revision Shell Liner* into the desired position with the liner rim fully seated on the face of the cage (Fig. 14). Revision Shell Liners are available in several head articulation options, including 28, 32, 36, and 40mm inner diameters.

Remove excess cement with a curette.

Fig. 11

Fig. 12

Fig. 14

Fig. 13

* PALACOS is a trademark of Heraeus Kulzer GmbH. Under license from Heraeus Kulzer GmbH, Hanau, Germany.

Order Information

Trabecular Metal Acetabular Revision System Cages

Prod. No.	Description
00-7123-056-48	Short Flange Cage 56/58/60 shell, 48 liner, right
00-7123-062-54	Short Flange Cage 62/64 shell, 54 liner, right
00-7123-066-58	Short Flange Cage 66/68/70 shell, 58 liner, right
00-7123-072-64	Short Flange Cage 72/74 shell, 64 liner, right
00-7123-076-68	Short Flange Cage 76/78/80 shell, 68 liner, right
00-7124-056-48	Short Flange Cage 56/58/60 shell, 48 liner, left
00-7124-062-54	Short Flange Cage 62/64 shell, 54 liner, left
00-7124-066-58	Short Flange Cage 66/68/70 shell, 58 liner, left
00-7124-072-64	Short Flange Cage 72/74 shell, 64 liner, left
00-7124-076-68	Short Flange Cage 76/78/80 shell, 68 liner, left
00-7125-056-48	Long Flange Cage 56/58/60 shell, 48 liner, right
00-7125-062-54	Long Flange Cage 62/64 shell, 54 liner, right
00-7125-066-58	Long Flange Cage 66/68/70 shell, 58 liner, right
00-7125-072-64	Long Flange Cage 72/74 shell, 64 liner, right
00-7125-076-68	Long Flange Cage 76/78/80 shell, 68 liner, right
00-7126-056-48	Long Flange Cage 56/58/60 shell, 48 liner, left
00-7126-062-54	Long Flange Cage 62/64 shell, 54 liner, left
00-7126-066-58	Long Flange Cage 66/68/70 shell, 58 liner, left
00-7126-072-64	Long Flange Cage 72/74 shell, 64 liner, left
00-7126-076-68	Long Flange Cage 76/78/80, shell, 68 liner, left



Trabecular Metal Revision Shell

Prod. No.	Description
00-7000-048-20	48mm Cup Size
00-7000-050-20	50mm Cup Size
00-7000-052-20	52mm Cup Size
00-7000-054-20	54mm Cup Size
00-7000-056-20	56mm Cup Size
00-7000-058-20	58mm Cup Size
00-7000-060-20	60mm Cup Size
00-7000-062-20	62mm Cup Size
00-7000-064-20	64mm Cup Size
00-7000-066-20	66mm Cup Size
00-7000-068-20	68mm Cup Size
00-7000-070-20	70mm Cup Size
00-7000-072-70	72mm Cup Size
00-7000-074-70	74mm Cup Size
00-7000-076-70	76mm Cup Size
00-7000-078-70	78mm Cup Size
00-7000-080-70	80mm Cup Size



Longevity Revision Shell Liner – 0° Neutral

Prod. No.	Description
00-7105-048-28	28mm ID, 48mm OD
00-7105-050-28	28mm ID, 50mm OD
00-7105-052-28	28mm ID, 52mm OD
00-7105-054-28	28mm ID, 54mm OD
00-7105-056-28	28mm ID, 56mm OD
00-7105-058-28	28mm ID, 58mm OD
00-7105-060-28	28mm ID, 60mm OD

Longevity Revision Shell Liner – 0° Neutral (cont.)

Prod. No.	Description
00-7105-062-28	28mm ID, 62/64mm OD
00-7105-066-28	28mm ID, 66/68/70mm OD
00-7105-072-28	28mm ID, 72/74mm OD
00-7105-076-28	28mm ID, 76/78/80mm OD
00-7105-054-32	32mm ID, 54mm OD
00-7105-056-32	32mm ID, 56mm OD
00-7105-058-32	32mm ID, 58mm OD
00-7105-060-32	32mm ID, 60mm OD
00-7105-062-32	32mm ID, 62/64mm OD
00-7105-066-32	32mm ID, 66/68/70mm OD
00-7105-072-32	32mm ID, 72/74mm OD
00-7105-076-32	32mm ID, 76/78/80mm OD
00-7105-058-36	36mm ID, 58mm OD
00-7105-060-36	36mm ID, 60mm OD
00-7105-062-36	36mm ID, 62/64mm OD
00-7105-066-36	36mm ID, 66/68/70mm OD
00-7105-072-36	36mm ID, 72/74mm OD
00-7105-076-36	36mm ID, 76/78/80mm OD
00-7105-062-40	40mm ID, 62/64mm OD
00-7105-066-40	40mm ID, 66/68/70mm OD
00-7105-072-40	40mm ID, 72/74mm OD
00-7105-076-40	40mm ID, 76/78/80mm OD

Longevity Revision Shell Liner – 10° Oblique

Prod. No.	Description
00-7110-048-28	28mm ID, 48mm OD
00-7110-050-28	28mm ID, 50mm OD
00-7110-052-28	28mm ID, 52mm OD
00-7110-054-28	28mm ID, 54mm OD
00-7110-056-28	28mm ID, 56mm OD
00-7110-058-28	28mm ID, 58mm OD
00-7110-060-28	28mm ID, 60mm OD
00-7110-062-28	28mm ID, 62/64mm OD
00-7110-066-28	28mm ID, 66/68/70mm OD
00-7110-072-28	28mm ID, 72/74mm OD
00-7110-076-28	28mm ID, 76/78/80mm OD
00-7110-054-32	32mm ID, 54mm OD
00-7110-056-32	32mm ID, 56mm OD
00-7110-058-32	32mm ID, 58mm OD
00-7110-060-32	32mm ID, 60mm OD
00-7110-062-32	32mm ID, 62/64mm OD
00-7110-066-32	32mm ID, 66/68/70mm OD
00-7110-072-32	32mm ID, 72/74mm OD
00-7110-076-32	32mm ID, 76/78/80mm OD
00-7110-058-36	36mm ID, 58mm OD
00-7110-060-36	36mm ID, 60mm OD
00-7110-062-36	36mm ID, 62/64mm OD
00-7110-066-36	36mm ID, 66/68/70mm OD
00-7110-072-36	36mm ID, 72/74mm OD
00-7110-076-36	36mm ID, 76/78/80mm OD
00-7110-062-40	40mm ID, 62/64mm OD
00-7110-066-40	40mm ID, 66/68/70mm OD
00-7110-072-40	40mm ID, 72/74mm OD
00-7110-076-40	40mm ID, 76/78/80mm OD



Reconstruction Instruments

Prod. No.	Description
00-8005-000-02	Reconstruction Instrument Set (Includes all items listed below)
00-6260-018-00	Cup Positioner
00-4816-060-00	Ball Spike
00-1179-011-11	Lever Bender (2 in set)
00-1179-011-00	Plate Bender
00-2371-001-00	Bending Iron (2 in set)
00-6260-003-01	Drill Bit 3.2 x 15mm
00-6260-003-02	Drill Bit 3.2 x 30mm
00-6260-003-03	Drill Bit 3.2 x 45mm
00-6260-002-00	Modular Flexible Shaft
00-6260-025-00	Universal Screwdriver Shank, 3.5mm
00-6260-024-00	Straight Screwdriver Shank, 3.5mm
00-6260-026-00	Modular Ratchet Screwdriver Handle
00-6260-006-00	Drill Guide
00-6611-098-00	Drill Depth Gauge
00-6260-007-01	Tap, 4.5mm
00-6260-007-02	Tap, 6.5mm
00-6260-010-00	Modular Tap Handle
00-6260-008-01	Tap Guide, 4.5mm
00-6260-008-02	Tap Guide, 6.5mm
00-8005-090-00	Reconstruction Instrument Case

General Instrument Set

Prod. No.	Description
00-7000-015-00	General Acetabular Instrument Set for both <i>Trabecular Metal</i> Revision Shell and Monoblock Cup (Includes one each of all items listed below)
00-7050-076-00	Instrument Case Base w/Lid (Outer Case)
00-7050-077-00	Instrument Case Bottom Tray
00-7050-078-00	Instrument Case Top Tray



Cup Adapter w/Bayonet

00-7045-040-00	40mm Cup Size through
00-7045-070-00	70 mm Cup Size

Available in 2mm increments.

General Instruments

00-7050-030-00	Cup Rim Impactor
00-7050-031-00	Cup Version Guide
00-7050-032-00	Provisional Liner Extractor (Monoblock Cup only)
00-7050-033-00	Bayonet Handle w/Hudson Adapter (Plunger included)
00-7050-033-01	Plunger (replacement ordered separately)
00-7050-034-00	Provisional Shell Impactor Handle
00-7050-035-00	Medial Cup Impactor (Monoblock Cup only)
00-7050-036-00	Acetabular Impactor Head, 28mm
00-7050-038-00	Acetabular Impactor Head, 22mm



Provisional Shell

00-7040-040-00	40mm Cup Size through
00-7040-070-00	70 mm Cup Size

Available in 2mm increments.



Provisional Liner – 0° Neutral for Monoblock Cup Only*

00-7360-040-22	22mm ID, 40mm Cup Size through
00-7360-046-22	22mm ID, 46mm Cup Size through
00-7360-048-28	28mm ID, 48mm Cup Size through
00-7360-070-28	28mm ID, 70mm Cup Size

Available in 2mm increments.

Provisional Liner – 10° Elevated for Monoblock Cup Only*

00-7361-040-22	22mm ID, 40mm Cup Size through
00-7361-046-22	22mm ID, 46mm Cup Size through
00-7361-048-28	28mm ID, 48mm Cup Size through
00-7361-070-28	28mm ID, 70mm Cup Size

Available in 2mm increments.

00-7050-095-00 General Instrument Case Holds 0° or 10° Monoblock Provisional Liners

Revision Shell Provisional Liner Kits

Prod. No.	Description
00-7105-000-00	<i>Trabecular Metal</i> Acetabular Revision System Provisional Liner Kit (Includes one each of all items listed below)
00-7106-010-00	<i>Trabecular Metal</i> Acetabular Revision System Provisional Liner Case

Provisional Liner – 0° Neutral

00-7106-048-28	Revision Provisional Liner zero degree 28mm ID, 48mm OD
00-7106-050-28	Revision Provisional Liner zero degree 28mm ID, 50mm OD
00-7106-052-28	Revision Provisional Liner zero degree 28mm ID, 52mm OD
00-7106-054-28	Revision Provisional Liner zero degree 28mm ID, 54mm OD
00-7106-056-28	Revision Provisional Liner zero degree 28mm ID, 56mm OD
00-7106-058-28	Revision Provisional Liner zero degree 28mm ID, 58mm OD
00-7106-060-28	Revision Provisional Liner zero degree 28mm ID, 60mm OD
00-7106-062-28	Revision Provisional Liner zero degree 28mm ID, 62/64mm OD
00-7106-066-28	Revision Provisional Liner zero degree 28mm ID, 66/68/70mm OD
00-7106-054-32	Revision Provisional Liner zero degree 32mm ID, 54mm OD
00-7106-056-32	Revision Provisional Liner zero degree 32mm ID, 56mm OD
00-7106-058-32	Revision Provisional Liner zero degree 32mm ID, 58mm OD
00-7106-060-32	Revision Provisional Liner zero degree 32mm ID, 60mm OD
00-7106-062-32	Revision Provisional Liner zero degree 32mm ID, 62/64mm OD
00-7106-066-32	Revision Provisional Liner zero degree 32mm ID, 66/68/70mm OD
00-7106-058-36	Revision Provisional Liner zero degree 36mm ID, 58mm OD
00-7106-060-36	Revision Provisional Liner zero degree 36mm ID, 60mm OD
00-7106-062-36	Revision Provisional Liner zero degree 36mm ID, 62/64mm OD
00-7106-066-36	Revision Provisional Liner zero degree 36mm ID, 66/68/70mm OD
00-7106-062-40	Revision Provisional Liner zero degree 40mm ID, 62/64mm OD
00-7106-066-40	Revision Provisional Liner zero degree 40mm ID, 66/68/70mm OD

Provisional Liner – 10° Oblique

00-7111-048-28	Revision Provisional Liner ten degree 28mm ID, 48mm OD
00-7111-050-28	Revision Provisional Liner ten degree 28mm ID, 50mm OD
00-7111-052-28	Revision Provisional Liner ten degree 28mm ID, 52mm OD
00-7111-054-28	Revision Provisional Liner ten degree 28mm ID, 54mm OD
00-7111-056-28	Revision Provisional Liner ten degree 28mm ID, 56mm OD
00-7111-058-28	Revision Provisional Liner ten degree 28mm ID, 58mm OD
00-7111-060-28	Revision Provisional Liner ten degree 28mm ID, 60mm OD
00-7111-062-28	Revision Provisional Liner ten degree 28mm ID, 62/64mm OD
00-7111-066-28	Revision Provisional Liner ten degree 28mm ID, 66/68/70mm OD

Provisional Liner – 10° Oblique (cont.)

00-7111-054-32	Revision Provisional Liner ten degree 32mm ID, 54mm OD
00-7111-056-32	Revision Provisional Liner ten degree 32mm ID, 56mm OD
00-7111-058-32	Revision Provisional Liner ten degree 32mm ID, 58mm OD
00-7111-060-32	Revision Provisional Liner ten degree 32mm ID, 60mm OD
00-7111-062-32	Revision Provisional Liner ten degree 32mm ID, 62/64mm OD
00-7111-066-32	Revision Provisional Liner ten degree 32mm ID, 66/68/70mm OD
00-7111-058-36	Revision Provisional Liner ten degree 36mm ID, 58mm OD
00-7111-060-36	Revision Provisional Liner ten degree 36mm ID, 60mm OD
00-7111-062-36	Revision Provisional Liner ten degree 36mm ID, 62/64mm OD
00-7111-066-36	Revision Provisional Liner ten degree 36mm ID, 66/68/70mm OD
00-7111-062-40	Revision Provisional Liner ten degree 40mm ID, 62/64mm OD
00-7111-066-40	Revision Provisional Liner ten degree 40mm ID, 66/68/70mm OD

Revision Shell Jumbo Provisional Liner Kit

Prod. No.	Description
00-7105-001-00	<i>Trabecular Metal</i> Acetabular Revision System Jumbo Provisional Liner Kit (Includes one each of all items listed below)
00-7106-015-00	<i>Trabecular Metal</i> Acetabular Revision System Jumbo

Provisional Liner Case Jumbo Provisional Liner – 0° Neutral

00-7106-072-28	Revision Provisional Liner zero degree 28mm ID, 72/74mm OD
00-7106-076-28	Revision Provisional Liner zero degree 28mm ID, 76/78/80mm OD
00-7106-072-32	Revision Provisional Liner zero degree 32mm ID, 72/74mm OD
00-7106-076-32	Revision Provisional Liner zero degree 32mm ID, 76/78/80mm OD
00-7106-072-36	Revision Provisional Liner zero degree 36mm ID, 72/74mm OD
00-7106-076-36	Revision Provisional Liner zero degree 36mm ID, 76/78/80mm OD
00-7106-072-40	Revision Provisional Liner zero degree 40mm ID, 72/74mm OD
00-7106-076-40	Revision Provisional Liner zero degree 40mm ID, 76/78/80mm OD

Jumbo Provisional Liner – 10° Oblique

00-7111-072-28	Revision Provisional Liner ten degree 28mm ID, 72/74mm OD
00-7111-076-28	Revision Provisional Liner ten degree 28mm ID, 76/78/80mm OD
00-7111-072-32	Revision Provisional Liner ten degree 32mm ID, 72/74mm OD
00-7111-076-32	Revision Provisional Liner ten degree 32mm ID, 76/78/80mm OD
00-7111-072-36	Revision Provisional Liner ten degree 36mm ID, 72/74mm OD
00-7111-076-36	Revision Provisional Liner ten degree 36mm ID, 76/78/80mm OD
00-7111-072-40	Revision Provisional Liner ten degree 40mm ID, 72/74mm OD
00-7111-076-40	Revision Provisional Liner ten degree 40mm ID, 76/78/80mm OD



* Included in set, but not for use with this Surgical Technique.



Revision Shell Rim Impactor Kit

Prod. No.	Description
00-7105-003-00	<i>Trabecular Metal</i> Acetabular Revision System Impactor Kit (Includes one each of all items listed below)
00-7106-005-00	<i>Trabecular Metal</i> Acetabular Revision System Impactor Case
00-7330-048-00	48mm Rim Impactor
00-7330-050-00	50mm Rim Impactor
00-7330-052-00	52mm Rim Impactor
00-7330-054-00	54mm Rim Impactor
00-7330-056-00	56mm Rim Impactor
00-7330-058-00	58mm Rim Impactor
00-7330-060-00	60mm Rim Impactor
00-7330-062-00	62/64mm Rim Impactor
00-7330-066-00	66/68/70mm Rim Impactor
00-7330-072-00	72/74mm Rim Impactor
00-7330-076-00	76/78/80mm Rim Impactor
00-7050-030-00	Cup Rim Impactor
00-7050-031-00	Cup Version Guide
00-7050-033-00	Bayonet Handle
00-7050-034-00	Provisional Shell Impactor Handle
00-7050-001-28	Acetabular Impaction Head, 28mm
00-7050-001-32	Acetabular Impaction Head, 32mm
00-7050-001-36	Acetabular Impaction Head, 36mm
00-7050-001-40	Acetabular Impaction Head, 40mm



Modular Cup Provisional Shell Set

Prod. No.	Description
00-6270-099-02	Mod Cup Provisional Shell Set (Includes one each of all items listed below)
00-6270-015-00	Provisional Shell Case
00-6242-040-00	Shell Provisional 40mm
00-6242-042-00	Shell Provisional 42mm
00-6242-044-00	Shell Provisional 44mm
00-6242-046-00	Shell Provisional 46mm
00-6242-048-00	Shell Provisional 48mm
00-6242-050-00	Shell Provisional 50mm
00-6242-052-00	Shell Provisional 52mm
00-6242-054-00	Shell Provisional 54mm
00-6242-056-00	Shell Provisional 56mm
00-6242-058-00	Shell Provisional 58mm
00-6242-060-00	Shell Provisional 60mm
00-6242-062-00	Shell Provisional 62mm
00-6242-064-00	Shell Provisional 64mm
00-6242-066-00	Shell Provisional 66mm
00-6242-068-00	Shell Provisional 68mm
00-6242-070-00	Shell Provisional 70mm



Jumbo Shell Provisional Set

Prod. No.	Description
00-6270-199-02	Jumbo Shell Provisional Set (Includes one each of all items listed below)
00-6275-018-00	Mod Cup Provisional Shell Jumbo Tray
00-6242-072-00	Shell Provisional 72mm
00-6242-074-00	Shell Provisional 74mm
00-6242-076-00	Shell Provisional 76mm
00-6242-078-00	Shell Provisional 78mm
00-6242-080-00	Shell Provisional 80mm



HGP II Bone Screws

Prod. No.	Description
00-6624-065-15	6.5mm x 15mm
00-6624-065-20	6.5mm x 20mm
00-6624-065-25	6.5mm x 25mm
00-6624-065-30	6.5mm x 30mm
00-6624-065-35	6.5mm x 35mm
00-6624-065-40	6.5mm x 40mm
00-6624-065-50	6.5mm x 50mm
00-6624-065-60	6.5mm x 60mm

Trilogy Bone Screws

Prod. No.	Description
00-6250-065-15	6.5mm x 15mm
00-6250-065-20	6.5mm x 20mm
00-6250-065-25	6.5mm x 25mm
00-6250-065-30	6.5mm x 30mm
00-6250-065-40	6.5mm x 40mm
00-6250-065-50	6.5mm x 50mm
00-6250-065-60	6.5mm x 60mm



Screw Instruments

Prod. No.	Description
00-6260-099-02	<i>Trilogy</i> ® Holed Instrument Set (Includes one of each of all items listed below)
00-6260-002-00	Flex Shaft w/Modular Connector
00-6260-003-01	Drill Bit, 15mm Length
00-6260-003-02	Drill Bit, 30mm Length
00-6260-003-03	Drill Bit, 45mm Length
00-6260-006-00	Drill Guide
00-6260-007-01	Tap, 4.5mm Diameter
00-6260-008-01	Tap Guide, 4.5mm Diameter
00-6260-008-02	Tap Guide, 6.5mm Diameter
00-6260-010-00	Tap Handle
00-6260-024-00	Straight Screwdriver
00-6260-025-00	Universal Screwdriver
00-6260-026-00	Modular Universal Handle
00-6260-013-00	Screw Holding Forceps, 15°
00-6260-014-00	Screw Holding Forceps, 45°
00-6611-098-00	Depth Gauge
00-6260-085-01	Case (including base and lid)
00-4215-200-00	Screwdriver Torque Limiter (ordered separately, not in kit)



Please refer to package insert for complete product information, including contraindications, warnings, precautions and adverse effects.

Contact your Zimmer representative or visit us at www.zimmer.com

