

ROSA[®] Partial Knee



Optimising Patient Satisfaction with Confidence

The ROSA Partial Knee System provides confidence in performing partial knee arthroplasty by offering a simple technique, the clinical heritage of the Persona® Partial Knee and efficiency throughout the surgical journey.

The system was designed by surgeons for surgeons as an accurate and efficient surgical assistant that also produces data.



SURGEON-CENTRED



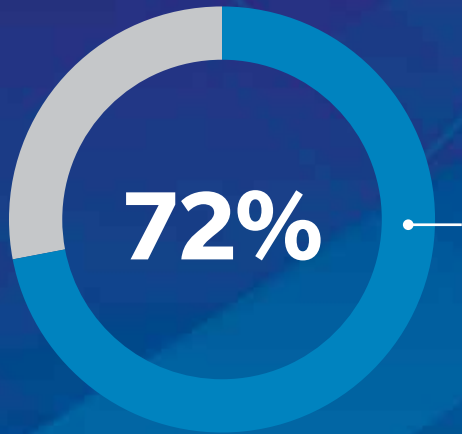
ACCURATE¹



EFFICIENT

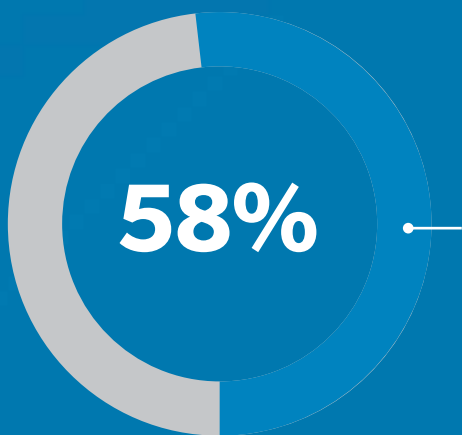
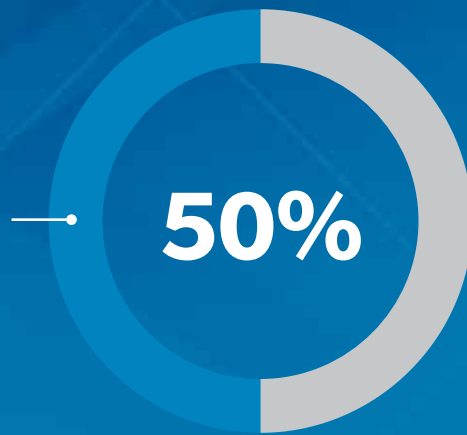


DATA DRIVEN



IN A 2016 GLOBAL SURVEY ASSESSING PUBLIC PERCEPTIONS ABOUT ROBOTIC-ASSISTED SURGERY, 72% OF RESPONDENTS INDICATED ROBOTIC-ASSISTED SURGERY WAS SAFER, FASTER AND LESS PAINFUL OR OFFERED BETTER RESULTS THAN MINIMALLY INVASIVE CONVENTIONAL SURGERY.²

RESEARCH SHOWS THAT NEARLY 50% OF ALL KNEE REPLACEMENT PATIENTS COULD BE CANDIDATES FOR PARTIAL KNEE ARTHROPLASTY (PKA).³



SURVEY RESEARCH EVEN SHOWS THAT UP TO 58% OF PATIENTS WOULD PREFER A PKA OVER A TKA, WHEN PRESENTED WITH THE BENEFITS AND RISKS OF BOTH.⁴

SURGEON-CENTRED

ROSA PARTIAL KNEE ENABLES CONFIDENCE

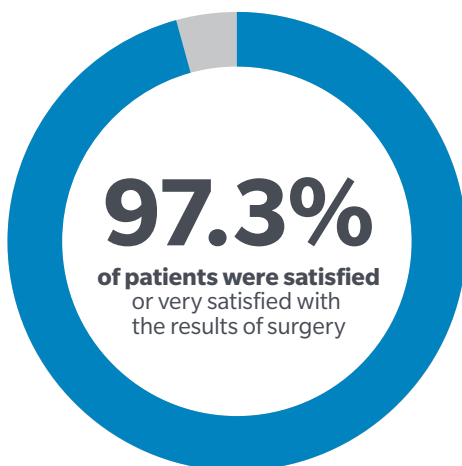
in performing partial knee arthroplasty thanks to a simple workflow and easy to use interface.

- Adapts to the surgeon through collaborative mode
- Surgeon controls the saw thus eliminating haptics

COMPATIBLE WITH PERSONA PARTIAL KNEE, A CLINICALLY PROVEN AND PERSONALISED KNEE SYSTEM^{5,6}

- The Persona Partial Knee carries forward design elements of the Zimmer Miller Galante (M/G) Uni, which showed 98% survivorship at 10 years and 90% at 20 years⁴

643 PERSONA PARTIAL KNEES WERE IMPLANTED, AND TWO-YEAR RESULTS DEMONSTRATED:⁷



COLLABORATION DRIVEN BY YOU

Factoring in soft tissue balance is not a new concept in partial knee replacement, but finding the right soft tissue balance with static, traditional instruments is highly subjective.

With ROSA Partial Knee, surgeons are able to objectively measure soft tissue feedback and virtually conduct a knee replacement before performing any resections.

- In the Planning screen, surgeons receive live feedback of soft tissues, femoral rotation and ligament tension.
- Dynamic patient data throughout the range of motion.
- Live cut values ensure resections remain on plane.



ACCURATE

ENHANCE PATIENT SATISFACTION THROUGH ACCURATE AND REPRODUCIBLE SURGERY¹

ROSA Partial Knee offers surgeon precision and accuracy through the cut flow and validation feature, which is designed to ensure proper alignment in real time. Tibial resection with ROSA Partial Knee has been shown to be more accurate and reproducible than conventional instrumentation.⁸

SOFT TISSUE MANAGEMENT

With ROSA Partial Knee real-time soft tissue balancing, surgeons can determine resections based on each patient's soft tissue as well as bony anatomy. Other robotic systems on the market collect soft tissue information by taking snapshots of the knee in two positions (flexion and extension), so the surgeon cannot collect data about how the knee is responding as it is being manipulated in the procedure.



Real-time soft tissue evaluation and residual laxity checks are designed to support balancing and implant placement with the goal of better post-operative results

ROSA

EFFICIENT

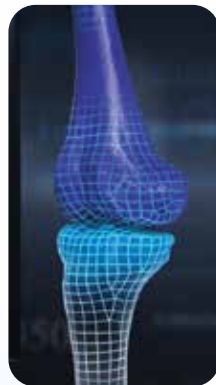
STREAMLINED OPERATIVE STEPS FOR FLEXIBILITY AND EASE OF USE

Flexible Imaging Options

Based on surgeon preference, ROSA Partial Knee offers both image-based and image-free options for greater flexibility without the need of CT scans. With the imaging option, our proprietary 2D to 3D X-Atlas® imaging technology allows the surgeon to see the patient's bone model in the interface based off of x-rays.



2D X-rays are submitted to your assigned Personalised Solutions Planning Specialist



X-rays are transformed into a digital, 3D replication of the patient's anatomy

A plan is created and displayed on the user interface based on the patient's unique anatomy



FEWER TIBIAL CUTS

ROSA Partial Knee requires fewer tibial cuts than conventional partial knee arthroplasty, thus potentially resulting in OR time efficiency.⁸

INTRA-OPERATIVE FLEXIBILITY

When using ROSA Partial Knee, surgeons have the flexibility to intra-operatively change to a ROSA Knee if required.



DATA-DRIVEN

ROSA Partial Knee is a cornerstone of ZEdge™, Zimmer Biomet's integrated digital and robotic technologies purposefully engineered to deliver data-powered clinical insights across the patient journey. Part of these integrated digital and robotic technologies include ROSA Partial Knee, mymobility® with Apple Watch and OrthoIntel Orthopedic Intelligence Platform.

ORTHOINTEL ORTHOPEDIC INTELLIGENCE PLATFORM

OrthoIntel Orthopedic Intelligence Platform combines **pre-, intra- and post-operative data** from ZEdge Connected Intelligence Suite to help surgeons **uncover clinical insights effortlessly**. This meaningful data is intended to help health care professionals **optimise care** by efficiently **exploring the connections between surgery and outcomes**.

ORTHOINTEL INTERACTIVE REPORTS

OrthoIntel Interactive provides interactive and customisable reports that allow clinicians to explore data across the continuum of care to enable insights on variables that impact outcomes and experience.

OrthoIntel Interactive Reports is available to all mymobility customers. The data can be further enriched with intra-operative metrics from ROSA Robotics.



OPTIMISE CARE THROUGHOUT THE SURGICAL JOURNEY

The following data metrics are currently captured in OrthoIntel Orthopedic Intelligence Platform

PRE- AND POST-OPERATIVE METRICS GATHERED THROUGH MYMOBILITY WITH APPLE WATCH:



Mobility/Functional Data Collected

- Steps
- Stairs Climbed
- Stand Hours
- Exercise Completion



Gait Quality Data

- Gait Speed
- Double Support Percentage
- Step Length
- Speed Ascending and Descending Stairs
- Asymmetry*



Engagement Data Collected

- Exercise Adherence
- PROMs Adherence
- Patient Reported Pain Management Tracking
- Patient Reported Narcotic/Non-narcotic Tracking**
- Education Adherence



Additional Data Collected

- Falls Detection*
- Sleep*

* Available separately upon request

** Via prompted patient-reported check-ins

These data points are collected and connected in OrthoIntel Orthopedic Intelligence Platform, but not currently displayed: Engagement data, exercise completion, Step Length, Speed Ascending/Descending Stairs, Asymmetry, Falls Detection or Sleep.



Heart Rate Data Collected

- Average Resting Heart Rate
- Average Walking Heart Rate Variability
- VO2 Max*

INTRA-OPERATIVE METRICS GATHERED BY ROSA PARTIAL KNEE

Hip-Knee-
Ankle Angle

Medial Laxity
at Full Extension

Max Varus/
Valgus at Full
Extension

Max Varus/
Valgus at
90° Extension

Medial Laxity
at 90° Flexion

For more information contact
your local representative or visit
zimmerbiomet.com/anz/rosapartial



References

1. Parratte, S., et al. Instability After Total Knee Arthroplasty. *Journal of Bone Joint Surgery (America)*. 90(1): 184, 2008. Cadaveric testing is not necessarily indicative of clinical performance.
2. Boys, J. A., Alicuben, E. T., DeMeester, M. J., Worrell, S. G., Oh, D. S., Hagen, J. A., & DeMeester, S. R. (2016). Public perceptions on robotic surgery, hospitals with robots, and surgeons that use them. *Surgical endoscopy*, 30(4), 1310–1316. 2016. <https://doi.org/10.1007/s00464-015-4368-6>
3. Willis-Owen CA, et al. Unicompartmental knee arthroplasty in the UK National Health Service: An analysis of candidacy, outcome and cost efficacy. *Knee*. 2009 Dec;16(6):473–8.
4. Hutyra et al 2020 Patient Preferences for Surgical Treatment of Knee Osteoarthritis. *JBJS*
5. Foran, JR. et al. Long-term Survivorship and Failure Modes of Unicompartmental Knee Arthroplasty. *Clin Orthop Relat Res*. 2013 Jan; 471(1): 102–108. Study funded by Zimmer Biomet.
6. Berger, RA. et al. Results of unicompartmental knee arthroplasty at a minimum of ten years of follow-up. *J Bone Joint Surg Am*. 2005 May;87(5):999-1006.
7. Persona® Partial Knee Clinical Outcomes Study ANNUAL REPORT K.CR.I.G.16.16. Internal data on file at Zimmer Biomet. Sept 2019
8. Data on file. FER-SM210126-01

This material is intended for health care professionals. Distribution to any other recipient is prohibited.

For indications, contraindications, warnings, precautions, potential adverse effects and patient counselling information, see the package insert or contact your local representative; visit www.zimmerbiomet.com/anz for additional product information.

All content herein is protected by copyright, trademarks and other intellectual property rights, as applicable, owned by or licensed to Zimmer Biomet or its affiliates unless otherwise indicated, and must not be redistributed, duplicated or disclosed, in whole or in part, without the express written consent of Zimmer Biomet.

Check for country product clearances and reference product specific instructions for use.

Patients must have a compatible smart phone to use mymobility. Not all patients are candidates for the use of this product and surgeons should evaluate individually to determine which patients are appropriate for therapy at home. All names used in the mymobility app examples are fictitious. No identification with actual patients or health care professionals is intended or should be inferred. Apple, Apple Watch, Mac and iPhone are trademarks of Apple Inc., registered in the U.S. and other countries.

©2021 Zimmer Biomet

**For further information please contact
your Zimmer Biomet representative.**

Zimmer Biomet
Zimmer Biomet Pty Ltd
Level 3, 12 Narabang Way Belrose NSW
2085 Australia
Tel: +612.9483.5400 Fax: +612.9986.1453

Zimmer Biomet New Zealand Company
210 Khyber Pass Road Grafton Auckland New
Zealand
Tel: +64.9925.5200 Fax: +64.9368.5360

www.zimmerbiomet.com/anz

©2021 Zimmer Biomet Pty Ltd



Legal Manufacturer

ROSA Partial Knee
Zimmer CAS
75 Queen Street Suite 3300
Montreal (Quebec) H3C 2N6
Canada
Tel +1.866.3D.ORTHO or
514.395.8883 EC



ZIMMER BIOMET
Your progress. Our promise.®

3434.1-ANZ-en-Issue Date-2021-05-12