



Zimmer® Compact Vacuum Cement Mixing System



Mix High Viscosity Cement with Confidence


The *Zimmer* Compact Vacuum Cement Mixing System has been designed for fast, hassle-free mixing of high viscosity bone cements. Its self-contained mixing element thoroughly mixes high viscosity cement and eliminates the added mess and inconvenience of removing the mixing element prior to cement injection. The wide-mouth funnel makes loading of ingredients a clean and simple process. The system comes with a vacuum pump adapter which allows for connection to various vacuum sources and the vacuum tube is equipped with a visual vacuum indicator.

The *Zimmer* Compact System is a disposable, sterile device that is optimally packaged for efficient storage and minimal waste. The mixing cartridge is designed to easily load into the *Power-Flo*® Bone Cement Injector.

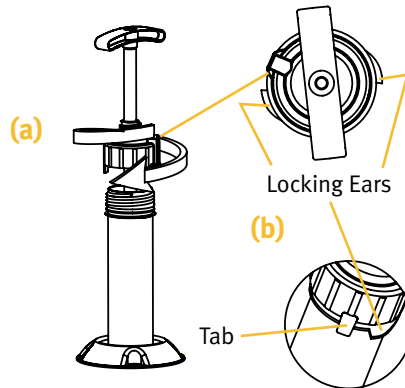
- Quick and hassle-free setup
- Efficiently mixes high viscosity cement in 30 seconds
- Self-contained mixing element eliminates mess and inconvenience of removal
- Stable base minimizes tipping and spills
- Vacuum pump adapter provided for connection to various vacuum sources
- Wide-mouth funnel helps reduce mess
- Vacuum tubing with visual vacuum indicator
- Clear cartridge for excellent mixing visibility
- Charcoal filter helps reduce monomer fumes
- Break-away cement nozzle
- Obturator for removal of excess cement in nozzle
- Ampule disposal bag
- Compact packaging with little waste
- Compatible with the *Power-Flo* Bone Cement Injector

Zimmer Compact Vacuum Cement Mixing System

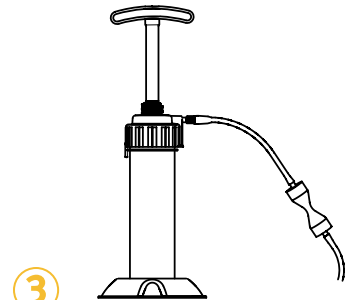
Easy to Use Instructions



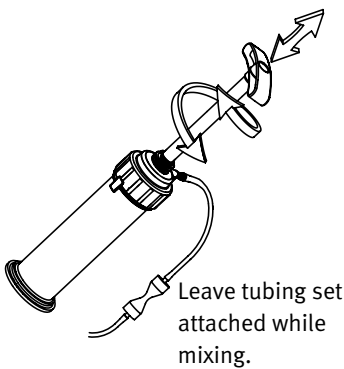
1 Add cement components, liquid first.



2 Thread cap assembly to mixing cartridge until tight. ENSURE THE CAP IS TIGHT AND TAB ROTATES PAST BOTH LOCKING EARS ON THE CARTRIDGE.

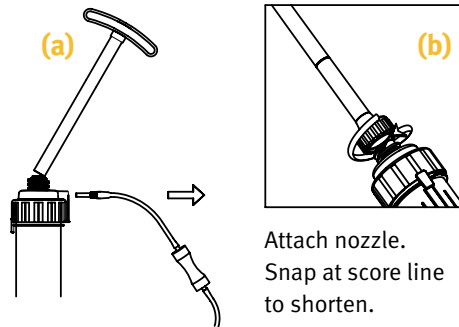


3 Connect vacuum tubing set. When vacuum is activated, vacuum indicator will collapse.

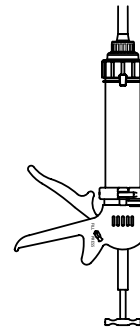


4 Leave tubing set attached while mixing.

Mix cement by plunging handle up and down with rotating action. Mix cement thoroughly until the liquid and powder has formed a fluid mixture depending on the type of cement being mixed (minimum 30 seconds).



5 When mixing is complete, fully extend the mixing shaft. Snap off shaft. Remove vacuum tubing set. Attach nozzle. Snap at score line to shorten.



6 Load cartridge into injection gun. Fill nozzle in vertical position. Must use *Power-Flo Bone Cement Injector*.

Ordering Information

Prod. No.	Description
00-5049-035-01	Zimmer Compact Vacuum Cement Mixing System

Contact your Zimmer representative or visit us at www.zimmer.com

