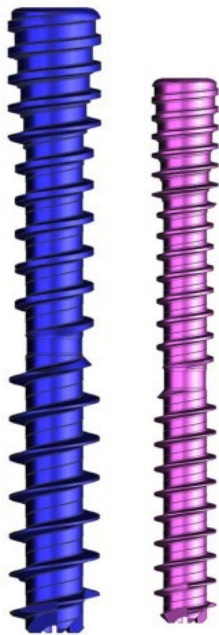


MAX VPC™ Screw System

Product Brochure




A big step forward for small bone fractures.



The MAX VPC (Variable Pitch Compression) Screw System is comprised of headless, fully threaded, cannulated screws designed with a constant pitch thread form near the tip and a variable pitch thread form near the head of the screw giving the user tactile feel during installation, all while providing compression to the bone fragments.

The tip of the screw features four forward cutting flutes and two side cutting flutes designed to provide self-tapping capabilities.





The smaller diameter head size requires reduced bone removal during insertion.

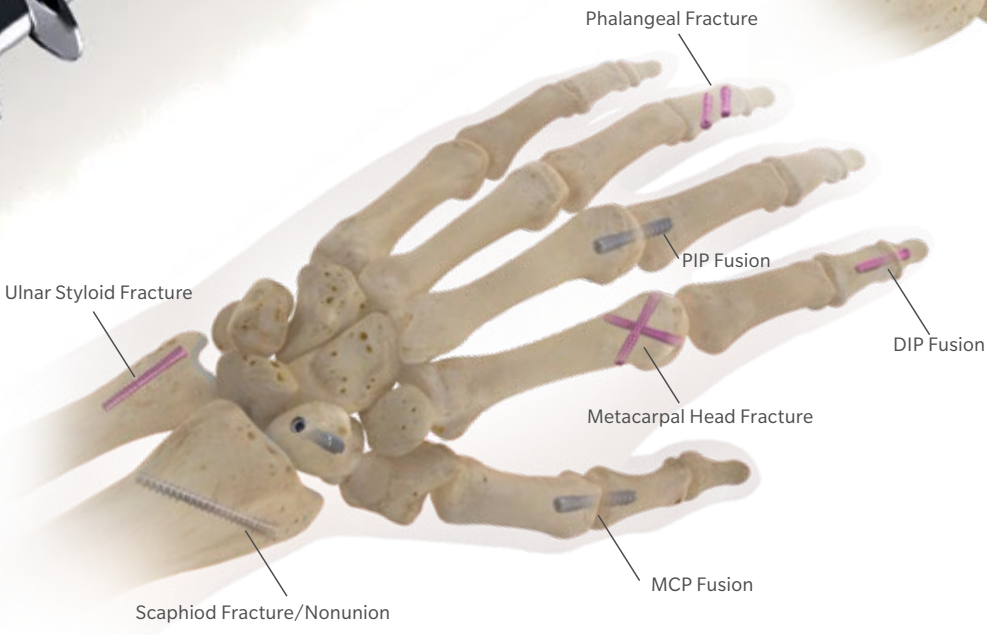
The fully threaded design provides bone purchase throughout the entire length of the screw which results in structural support during bone healing.



The screws are driven with a standard metric Hex drive (1.5 mm, 2.0 mm, 2.5 mm) that incorporates a tapered tip to secure the screw to the driver.

Cobalt chrome K-wires can provide increased stiffness and reduces the likelihood of kinking during use.*

The shorter lengths (95 mm, 105 mm, 127 mm) make instrumentation more user friendly and facilitate reduction by securely holding bone fragments.



The instrumentation was developed around the simplicity of the surgery. The color coded system allows for easy identification of specialized instrumentation to the corresponding sized screws.

* Yield strength for Stainless Steel is 110 Ksi min versus 208 Ksi for 35NLT Alloy CoCr.

INDICATIONS

The Zimmer Biomet Variable Pitch Compression Screw System is indicated for alignment and stabilization of small bone fractures.

Specifically:


- Fixation of small bones, such as those in the foot, ankle, wrist, elbow and hand for treatment of fractures, non-unions, or mal-unions
- Ligament reconstruction
- Osteochondritis dissecans
- Arthrodesis of the foot, ankle, wrist, elbow and hand
- Small bone osteotomies, including first metatarsal head osteotomy, metatarsal osteotomies, phalangeal osteotomies, and carpal/metacarpal osteotomies.

This material is intended for healthcare professionals and the Zimmer Biomet sales force. Distribution to any other recipient is prohibited. For indications, contraindications, warnings, precautions, potential adverse effects and patient counseling information, see the package insert or contact your local representative; visit www.zimmerbiomet.com for additional product information. All content herein is protected by copyright, trademarks and other intellectual property rights, as applicable, owned by or licensed to Zimmer Biomet or its affiliates unless otherwise indicated, and must not be redistributed, duplicated or disclosed, in whole or in part, without the express written consent of Zimmer Biomet.

For indications, contraindications, warnings, precautions, potential adverse effects and patient counseling information, see the package insert or contact your local representative; visit www.zimmerbiomet.com for additional product information. Check for country product clearances and reference product specific instructions for use. Zimmer Biomet does not practice medicine. This technique was developed in conjunction with health care professional. This document is intended for surgeons and is not intended for laypersons. Each surgeon should exercise his or her own independent judgment in the diagnosis and treatment of an individual patient, and this information does not purport to replace the comprehensive training surgeons have received. As with all surgical procedures, the technique used in each case will depend on the surgeon's medical judgment as the best treatment for each patient. Results will vary based on health, weight, activity and other variables. Not all patients are candidates for this product and/or procedure. Caution: Federal (USA) law restricts this device to sale by or on the order of a surgeon. Rx only.

©2016, 2021 Zimmer Biomet



 **Legal Manufacturer**
Zimmer Biomet
P.O. Box 587
56 East Bell Drive
Warsaw, Indiana 46581-0587
USA